


Meet Dash.

Hi!

1

Push the power button to wake Dash up. 



Place your hand in front of Dash, and it will react.

Speak to Dash and it will turn to you.



Press the buttons on Dash's head and see what happens!



# For teachers and parents

Sign up at [portal.makewonder.com](http://portal.makewonder.com)  
to access classroom resources:

## Online Dashboard

Tailor instruction to student needs by collecting real-time student progress and relevant teaching resources in one place.

## Curriculum

Discover our complete database of standards-aligned lessons and integrate coding and robotics across all core subject areas.

## Teach Wonder

Explore professional learning resources designed to help educators teach computer science and prepare their students for the 21st century.



## Join the Wonder League Robotics Competition!



Participate in a global competition where coding is the new team sport! Educators, parents, and students all collaborate to solve real-world challenges with robots. Sign up at [makewonder.com/robotics-competition](http://makewonder.com/robotics-competition)

2

Download the Blockly and Wonder apps.



Blockly



Wonder



3

Launch Blockly



Connect Dash



Choose a profile



Solve a puzzle



4


Try out these apps for Dash.

Wonder



Start the Scroll Quest.

Path



Go



Xylo



Go to [play.makewonder.com](http://play.makewonder.com) for more activities.

## Charging Dash:


When Dash is plugged in and charging, the power button light will pulse.

Once Dash is fully charged, the button light will turn off.

It takes approximately 1 hour to fully charge Dash.

Visit the Dash  
Getting Started page:  
[makewonder.com/getting-started](https://makewonder.com/getting-started)

- Helpful videos
- Engaging apps
- Dash accessories
- 100+ lessons



Read all safety information and operating instructions before using your robot to avoid personal injury or damage to property.



**WARNING:** To reduce the risk of personal injury or property damage, do not attempt to remove your robot's cover. No user-serviceable parts are contained inside. The lithium battery cannot be replaced.

### IMPORTANT SAFETY AND HANDLING INFORMATION

Read the following warnings and refer to the online user guide before you or your child play with Dash. Failing to do so may cause injury. Dash is not suitable for use by children under the age of 6+.

For further product and safety information available in multiple languages, go to [makewonder.com/user-guide](https://makewonder.com/user-guide) or scan this QR code.



#### Battery Warning

- Your robot contains a lithium battery which is extremely hazardous and can cause serious injuries to persons or property if removed or improperly used or charged.
- Lithium batteries can be lethal if ingested or can cause life-altering injuries. If you suspect a battery has been ingested, see a physician immediately.
- In the event of battery leakage, avoid contact with skin and eyes. In case of contact with the eyes, rinse copiously with cold water and consult a physician.
- If your robot is charging and you notice a suspicious smell or noise or observe smoke around the robot, disconnect it immediately and turn off all sources of heat or flame. Gas could be given off which could cause a fire or explosion.

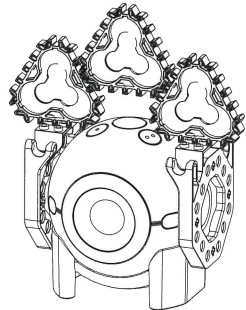
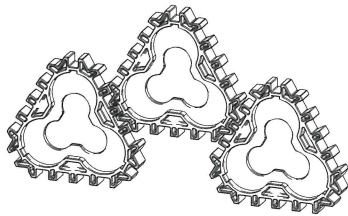
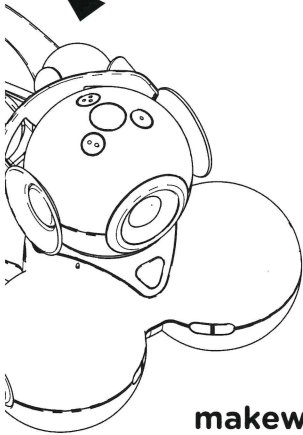
#### FCC Statement

This device complies with Part 15 of the FCC Rules. Operation is subject to the following two conditions: (1) this device may not cause harmful interference, and (2) this device must accept any interference received, including interference that may cause undesired operation.

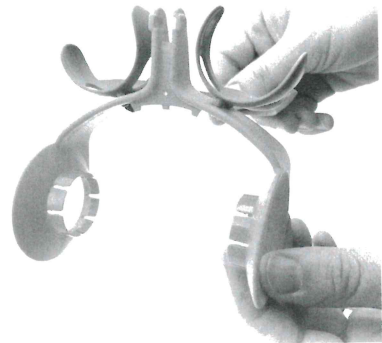

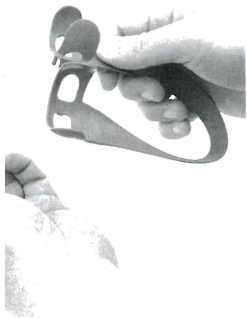
Warning: Changes or modifications to this unit not expressly approved by the party responsible for compliance could void the user's authority to operate the equipment.

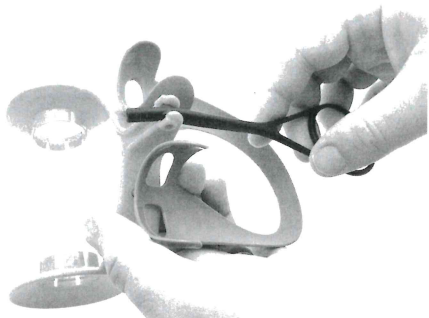
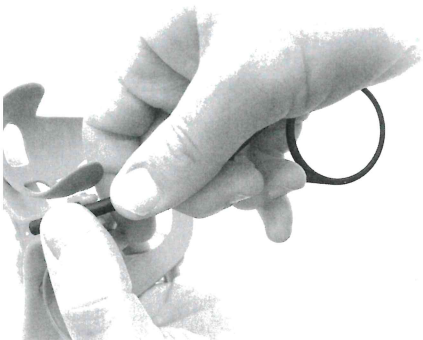

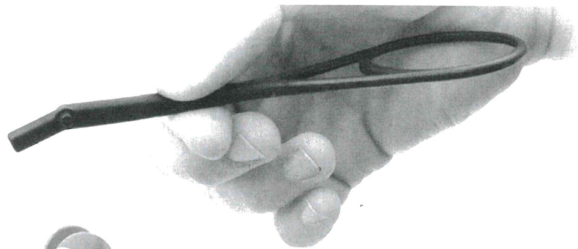



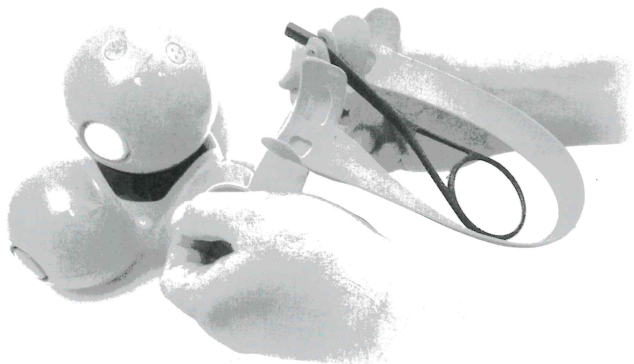
# wonder workshop






[makewonder.com/play/setup/launcher](https://makewonder.com/play/setup/launcher)








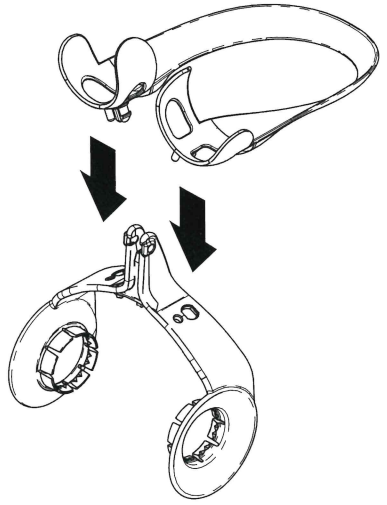


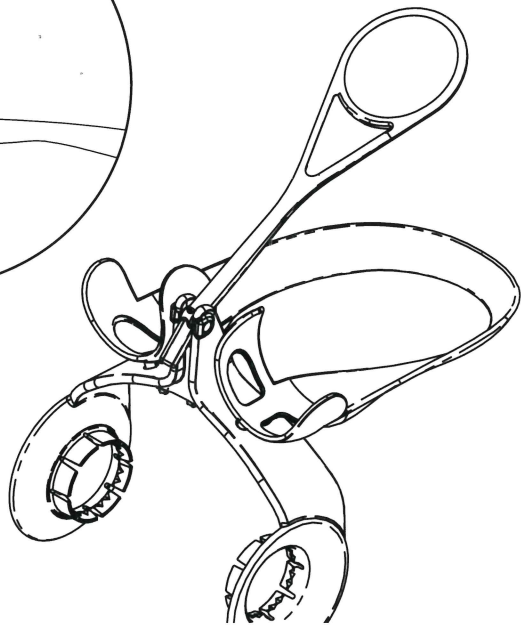
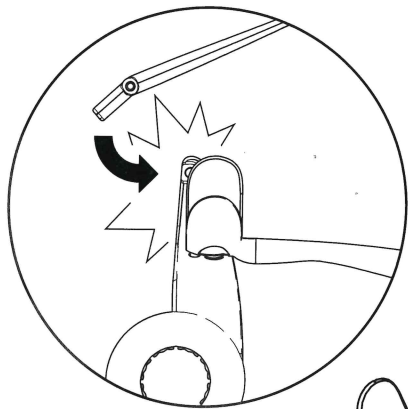
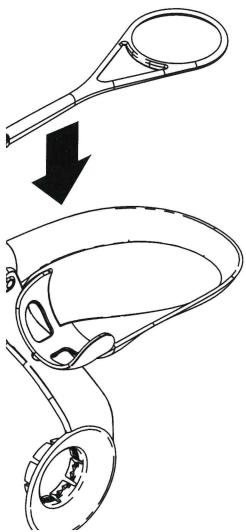


der  
shop



1





4

